


DR DALI Relay Unit



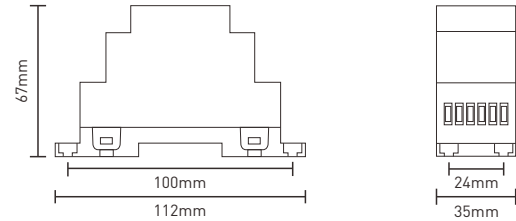
- DALI-2 certified; compliant to IEC62386-101, IEC62386-102, IEC62386-208;
- Relay unit is connected to the DALI bus and occupies 1 address;
- Together with a DALI master, it supports grouping, scene control;
- Works as a relay to switch LED lights on/off;
- Max. 3.6A per channel;
- Wide supply voltage;
- DIN rail mounting or screw mounting, suitable for project applications.

Technical Specs

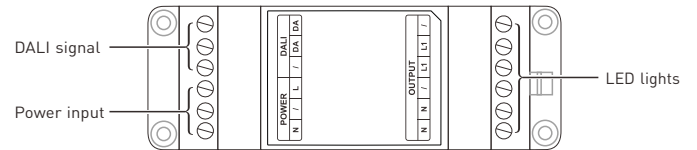
DR

Input voltage: 100-240V~	frequency: 50/60Hz
Communication protocol: DALI-2	Working Temperature: -20°C-55°C
Load range: ≤400VA/CH (Capacitive load)	Net Weight: 109g
≤800W/CH (Resistive load)	Dimensions: L112×W35×H67mm
Input current: Max. 3.6A	Package Size: L114×W37×H69mm

Product Size



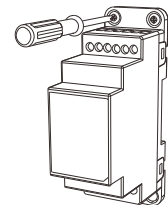
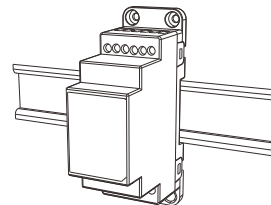
Terminals



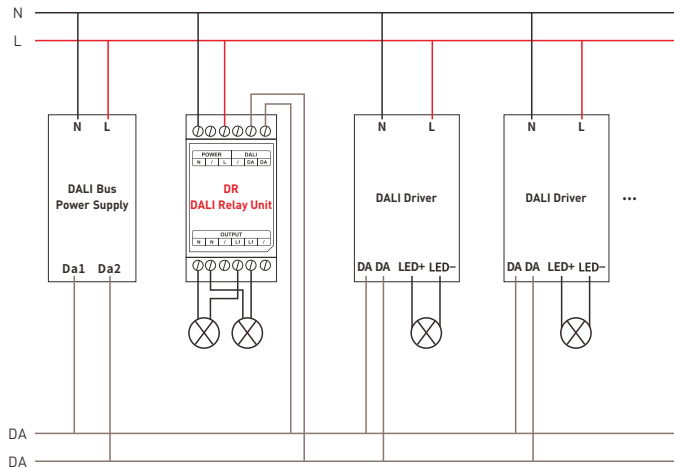
Mounting

① DIN rail mounting [TS-35/7.5 or TS-35/15]

② Screw mounting



Wiring Diagram



Transportation and Storage

1. Transportation

Products can be shipped via vehicles, boats and planes.

During transportation, products should be protected from rain and sun. Please avoid severe shock and vibration during the loading and unloading process.

2. Storage

The storage conditions should comply with the Class I Environmental Standards. The products that have been stored for more than six months are recommended to be re-inspected and can be used only after they have been qualified.

Attentions

- This product must be installed and adjusted by a qualified professional.
- This product is non-waterproof (special models excepted). Please avoid the sun and rain. When installed outdoors, please ensure it is mounted in a water proof enclosure.
- Good heat dissipation will extend the life the product. Please install the product in a environment with good ventilation.
- Please check whether the working voltage used complies with the parameter requirements of the product.
- Before you power on the product, please make sure all the wiring is correct in case of incorrect connection that may cause a short circuit and damage the components, or trigger a accident.
- If a fault occurs, please do not attempt to fix the product by yourself. If you have any question, please contact the supplier.

* This manual is subject to changes without further notice. Product functions depend on the goods. Please feel free to contact our official distributors if you have any question.

Warranty Agreement

Warranty periods from the date of delivery: 5 years.

Free repair or replacement services for quality problems are provided within warranty periods.

Warranty exclusions below:

- Beyond warranty periods.
- Any artificial damage caused by high voltage, overload, or improper operations.
- Products with severe physical damage.
- Damage caused by natural disasters and force majeure.
- Warranty labels and barcodes have been damaged.
- No any contract signed by LTECH.

1. Repair or replacement provided is the only remedy for customers. LTECH is not liable for any incidental or consequential damage unless it is within the law.
2. LTECH has the right to amend or adjust the terms of this warranty, and release in written form shall prevail.