


DALI Constant Current Driver

Special for magnetic & linear lamp

- No input polarity.
- DC to DC constant current output.
- DALI 2.0 protocol.
- Ultra-small size, suitable for STUCCHI standard housings.
- Magnetic installation is quiet without high-frequency sound.
- Smooth dimming curves without kicker.
- Short circuit, overload and anti-reverse protection.



Flicker-free
IEEE 1789



No noise, no kicker



Suitable for STUCCHI standard housings
- 9519-166-K
- B 9519-166-K/W



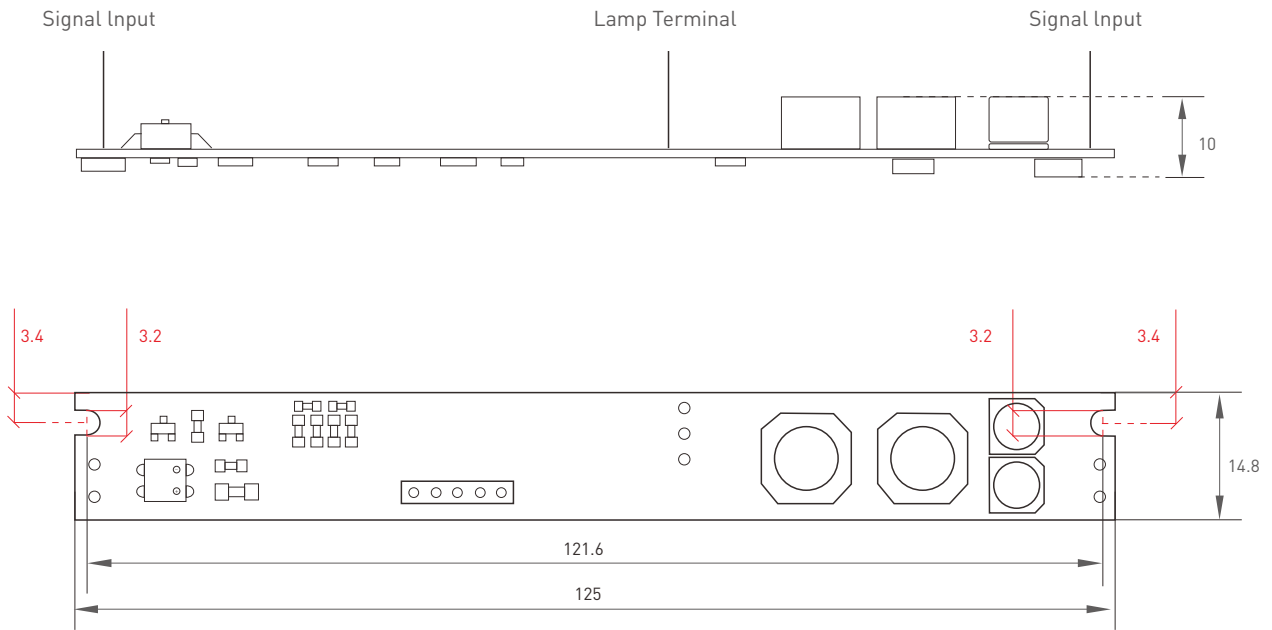
Installation guide

Technical Specs

MODEL	MT-600-D2D1	
OUTPUT	Output Voltage	10~42Vdc (Default is 36 Vdc and it can be set to another voltage based on customers' lights.)
	Output Voltage Range	12-48Vdc
	Output Current Range	350~600mA (Default is 600 mA and it can be set to another voltage based on customers' lights.)
	Output Power	3.5W~25.2W (Default is 25.2W)
	Current Accuracy	+5%
	Dimming Range	0~100% , down to 0.1%
	Channel	2
INPUT	Dimming Interface	DALI
	Input Voltage	48Vdc±5% (No polarity)
	Input Current	<0.57A
	Efficiency (Typ)	92%
	Standby Power	<0.5W
ENVIRONMENT	Working Temperature	ta: -30~55°C tc: 87°C
	Working Humidity	20~95%RH, non-condensing
	Storage Temperature	-40~80°C, 10~95%RH
PROTECTION	Overload Protection	The load voltage is out of range,the current drops until the power is turned on again.
	Short Circuit Protection	Close output and automatically recover once the fault is removed.
	No-load Protection	The product does not be damaged.
	Hot Plug	Support electric plug plug.
	Input Anti -reverse Protection	No input polarity , able to output normally.
OTHERS	Dimensions	125×14.8×10mm(L×W×H)
	Weight(G.W.)	15g±2g
	Carton Size	370×290×190mm(L×W×H) 240pcs/ctn 4.4kg±5%/ctn

Dimensions

Unit:mm




Terminal description

PCB board



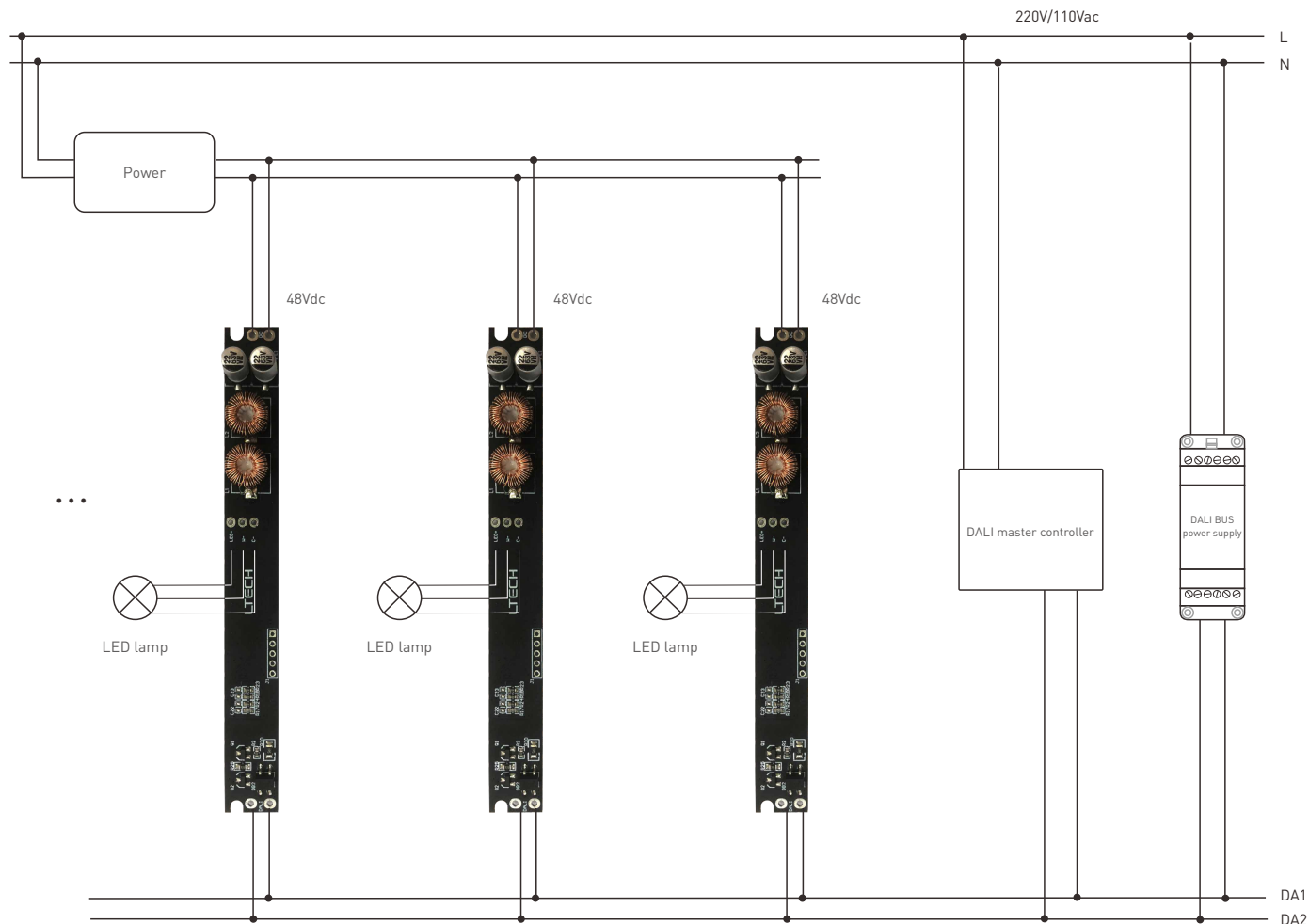
Main view



Side view



Wiring Diagram



Attentions

- Products shall be installed by qualified professionals.
- LTECH products are non-waterproof (special models excepted). Please avoid the sun and rain. When installed outdoors, please ensure it is mounted in a water proof enclosure.
- Good heat dissipation will extend the working life of products. Please ensure good ventilation.
- Please check if the working voltage used complies with the parameter requirements of products.
- The diameter of wire used must be able to load the light fixtures you connect and ensure the firm wiring.
- Before you power on products, please make sure all the wiring is correct in case of incorrect connection that causes damage to light fixtures.
- If a fault occurs, please do not attempt to fix products by yourself. If you have any question, please contact your suppliers.

* This manual is subject to changes without further notice. Product functions depend on the goods. Please feel free to contact our official distributors if you have any question.

Warranty Agreement

- Warranty periods from the date of delivery : 5 years.
- Free repair or replacement services for quality problems are provided within warranty periods.

Warranty exclusions below:

- Beyond warranty periods.
- Any artificial damage caused by high voltage, overload, or improper operations.
- Products with severe physical damage.
- Damage caused by natural disasters and force majeure.
- Warranty labels and barcodes have been damaged.
- No any contract signed by LTECH.

1. Repair or replacement provided is the only remedy for customers. LTECH is not liable for any incidental or consequential damage unless it is within the law.
2. LTECH has the right to amend or adjust the terms of this warranty, and release in written form shall prevail.

Update Log

Version	Updated Time	Update Content	Updated by
A0	2021.03.01	Original version.	Xu Shujun
A0	2022.01.20	Added "Output Voltage Range" on P1.	Xu Shujun
A1	2022.03.07	Updated the product images.	Xu Shujun
A2	2022.06.01	Added "tc: 87 °C" to P1.	Xu Shujun